



SAN FERNANDO

CENTRO EDUCACIONAL

I. IDENTIFICACIÓN DE LA PRESENTACIÓN N°26-27-28-29-30-31-32/2022

DEPARTAMENTO	IDIOMA EXTRANJERO.
ASIGNATURA	INGLÉS.
PROFESOR	VERÓNICA DÍAZ MORALES.
CURSO	SEXTO BÁSICO.
SEMESTRE	PRIMERO.



II. GESTIÓN CURRICULAR

OBJETIVO	TO RECOGNIZE, APPLY AND USE VOCABULARY.
CONTENIDO	PREPOSITIONS OF PLACE, PLACES, SIMPLE PRESENT, THE HOUR.
N° DE CLASE	TWENTY-SIX; TWENTY-SEVEN; TWENTY-EIGHT; TWENTY-NINE; THIRTY; THIRTY-ONE; THIRTY-TWO.
FECHA	JUNE
MATERIALES	COPY BOOK AND PEN.

A central graphic for 'Unit Two' featuring a blue square with a teal border. The square contains the text 'UNIT TWO' in white, bold, sans-serif font. Surrounding the square are various school supplies: a yellow ruler, a blue fountain pen, a yellow pencil, a blue paintbrush, and a yellow beaker with blue bubbles. The background is light purple with scattered stars, dots, and a dashed line forming a circle around the central square.

UNIT TWO



June 02nd.

Obj: Reconocer y usar las preposiciones de lugar.

Cont: Preposiciones de lugar.

Clase: twenty - six



Complete the sentences with the prepositions in the box.

behind next to in front of over
in on between under

- 1- There is some pizza the box.
- 2- There is a guitar the lamp and the plant.
- 3- There are two dogs the table.
- 4- There is a window the sofa.
- 6- There is a racket the bag.
- 7- There is some cheese the plate.
- 5- There is a rug the sofa.
- 8- There is a lamp the shelf.
- 9- There is a trophy the books.
- 10- There is a picture the wall.
- 11- There is a bird flying the trees.
- 12- There are two fish the bowl.









June 06th; June 09th.

Obj: crear un mapa y escribir oraciones sobre la ubicación de lugares.

Cont: vocabulary about places, prepositions of place and simple present.

Clase: twenty-seven and twenty-eight





June 13th.

Obj: Aplicar el vocabulario visto practicando la escritura de oraciones.

Cont: places, prepositions of place and present simple.

Clase: twenty-nine.

A decorative notebook page with a light purple background. The page has a white center with a dashed black border. On the left side, there are grey spiral binding rings. On the right side, there are several colorful tabs (blue, orange, yellow, teal, orange, yellow). In the top right corner, there is a small yellow sun icon. There are also several small colored dots (orange, teal, blue) scattered on the page. A teal tab is at the top left, and an orange tab is at the bottom left.

Mirando el mapa, escribe seis oraciones como la que se muestra a continuación:

The restaurant is **next to** the candy shop.



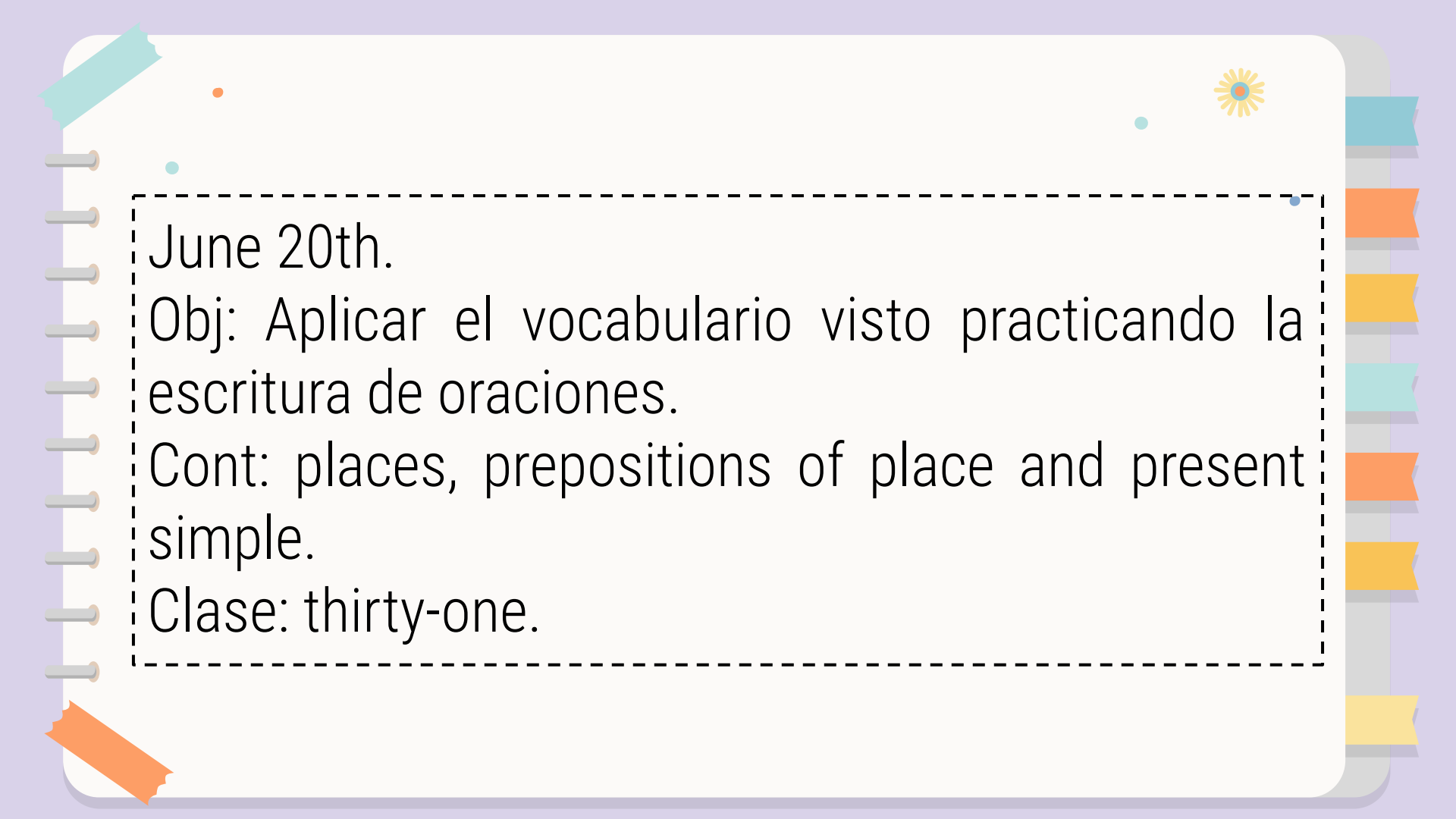
June 16th.

Obj: Demostrar comprensión de textos y vocabulario.

Cont: vocabulario.

Clase: thirty.

- *Se entrega guía evaluada.*



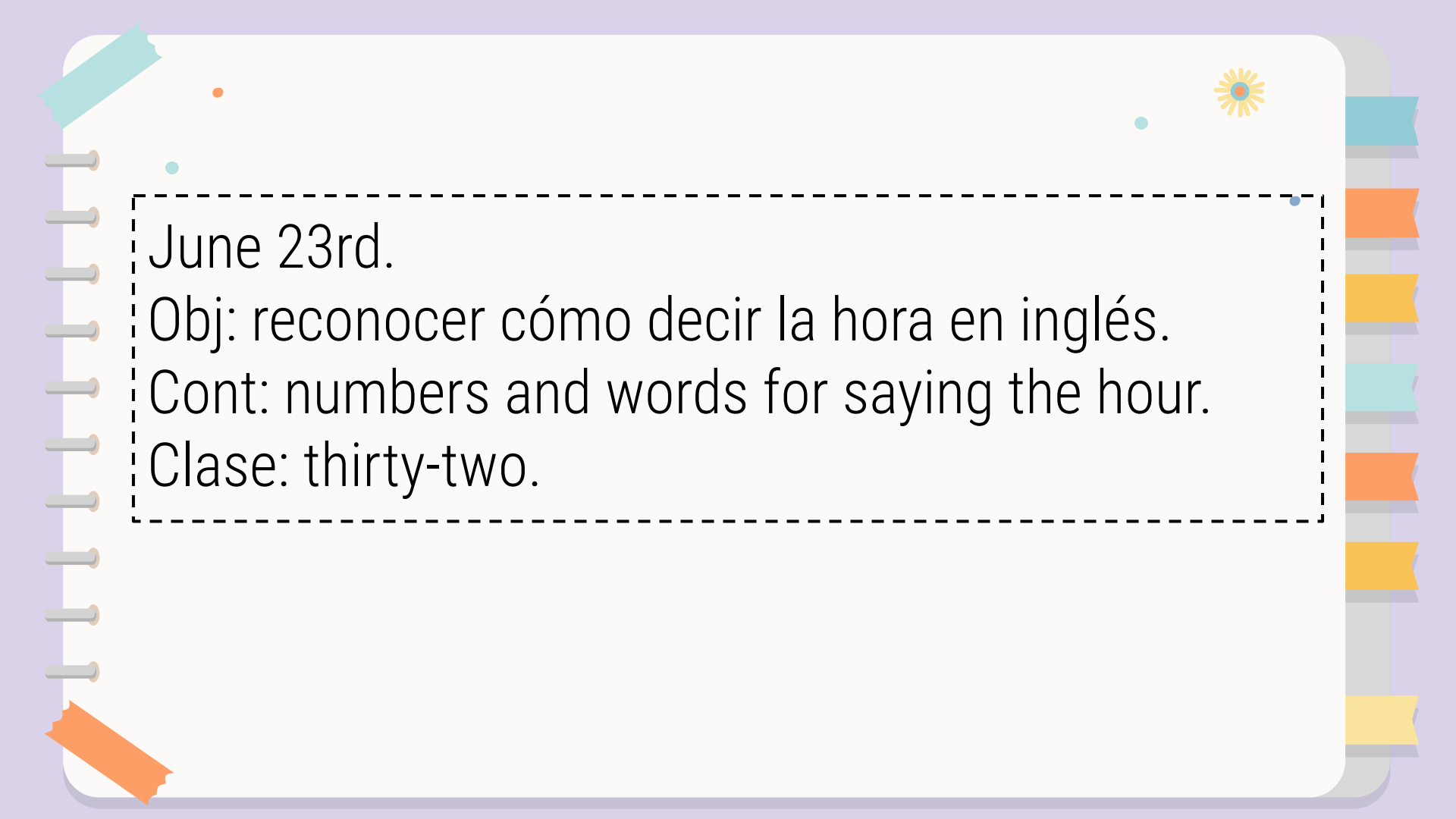
June 20th.

Obj: Aplicar el vocabulario visto practicando la escritura de oraciones.

Cont: places, prepositions of place and present simple.

Clase: thirty-one.





June 23rd.

Obj: reconocer cómo decir la hora en inglés.

Cont: numbers and words for saying the hour.

Clase: thirty-two.



2:00 - It's two **o'clock**.

2:05 - It's five **past** two.

2:10 - It's ten **past** two.

2:15 - It's quarter **past** two.

2:20 - It's twenty **past** two.

2:25 - It's twenty-five **past** two.

2:30 - It's half **past** two.

2:35 - It's twenty-five **to** three.

2:40 - It's twenty **to** three.

2:45 - It's quarter **to** three.

2:50 - It's ten **to** three.

2:55 - It's five **to** three.